


LH4-B800E

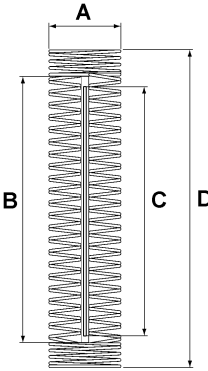
Electronic Lockstitch Button Holer

bro rom
INDUSTRIAL MACHINES

Str. Fabrica de Glucoza 2-4, sector 2, Bucuresti, Romania
Tel./Fax: +01 2323.844, +01 232.969, +01 2323.87
www.brother.ro ww.brorom.ro mail:office@brother.ro
www.pieseschimb.masinidecusut.ro



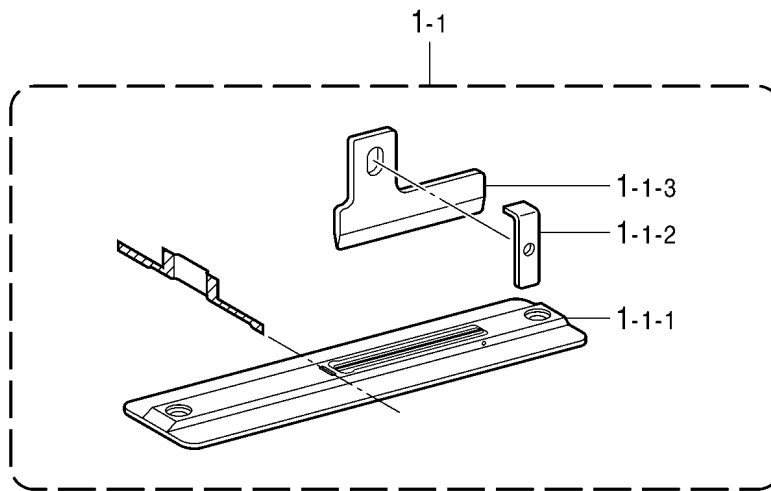
Specifications

Subclass	-2	-3
Main use	Buttonholes for clothing such as dress shirts, blouses, work clothes and women's clothes	Buttonholes for knitted garments such as knitted underwear, sweaters, cardigans and jerseys
Button hole size	 <p>A: Max. = 6 mm B: Max. zigzag stitch length = 35 mm C: Knife length = 6.0 – 32 mm D: Max. button hole length = 40 mm</p>	
Max. sewing speed	4,000 rpm	
Zigzag mechanism	Pulse motor driven mechanism	
Feed mechanism	Pulse motor driven mechanism	
Presser foot lifter mechanism	Pulse motor driven mechanism	
Height of presser foot	13 mm (Adjustable)	
Knife mechanism	Double position solenoid	
Lower thread holding device	Standard equipment	
Bobbin presser	Standard equipment	
Standard sewing pattern	21	
Memory pattern	90 patterns	
Max. number of stitches / program	700 stitches (Over cycle program stitch number: 3000)	
Needle	Schmetz Nm134#90	Schmetz Nm134#75
Data storage method	P-ROM (Custom made pattern can be added by BAS-PC/300)	
Power supply	Single phase 110V, 220V, 230V, 240V Three phase 220V, 380V, 400V, 415V 600VA	

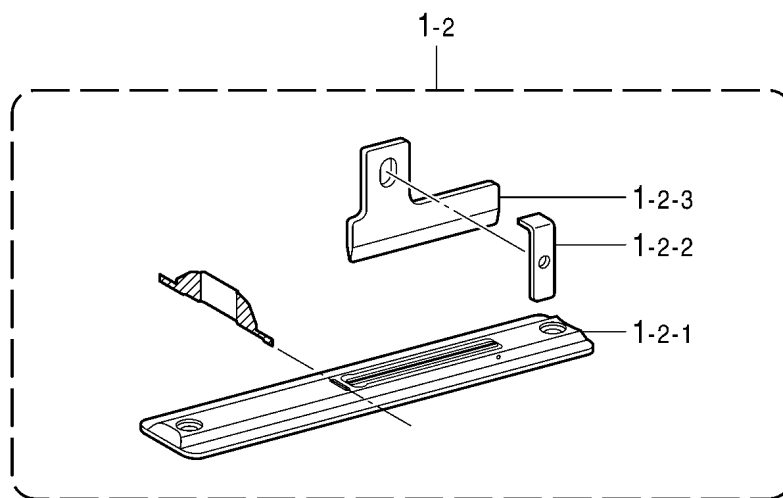
Option parts

[Model LH4-B800E]

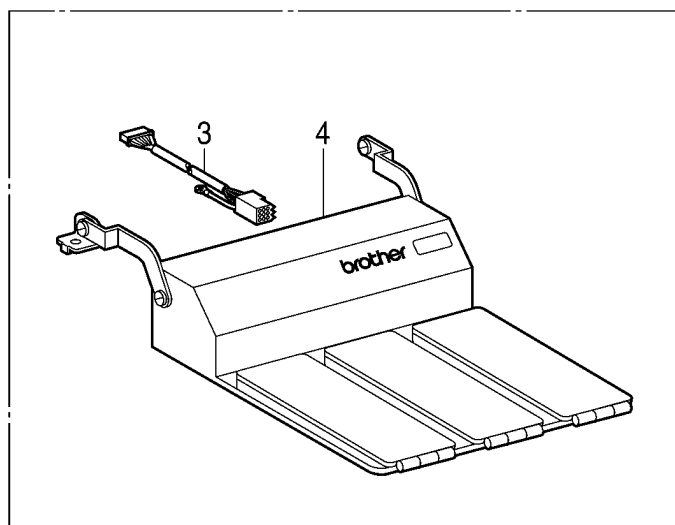
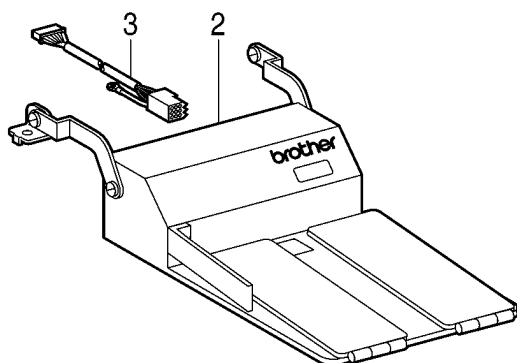
For general materials



For knitted materials



For standing operation



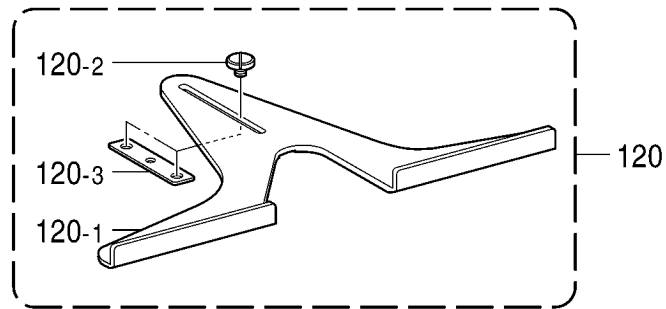
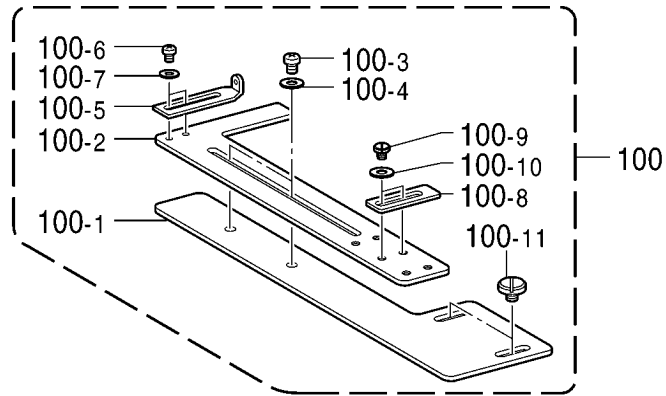
Option parts

[Model LH4-B800E]

Ref. No.	Part name	Part code	Q'ty
	“For general materials”		
	<Needle hole: 1.2 ´ 5.4 mm >		
1-1	Needle plate set, 1.2RB	S51361-001	1
1-1-1	Needle plate assy, 1.2S-RB	S50304-001	1
1-1-2	Cutter holder	S50297-001	1
1-1-3	Positioning plate	S50341-001	1
	<Needle hole: 1.4 ´ 7.3 mm>		
1-1	Needle plate set, 1.4RB	S51362-001	1
1-1-1	Needle plate assy, 1.4S-RB	S50309-001	1
1-1-2	Cutter holder	S50297-001	1
1-1-3	Positioning plate	S50341-001	1
	<Needle hole: 1.6 ´ 7.3 mm>		
1-1	Needle plate set, 1.6RB	S51363-001	1
1-1-1	Needle plate assy, 1.6S-RB	S50311-001	1
1-1-2	Cutter holder	S50297-001	1
1-1-3	Positioning plate	S50341-001	1
	“For knitted materials”		
	<Needle hole: 1.2 ´ 5.4 mm >		
1-2	Needle plate set, 1.2RB – 3	S51364-001	1
1-2-1	Needle plate assy, 1.2S-RB –3	S50313-001	1
1-2-2	Cutter holder	S50297-001	1
1-2-3	Positioning plate	S50341-001	1
	<Needle hole: 1.4 ´ 7.3 mm>		
1-2	Needle plate set, 1.4RB –3	S51365-001	1
1-2-1	Needle plate assy, 1.4S-RB –3	S50317-001	1
1-2-2	Cutter holder	S50297-001	1
1-2-3	Positioning plate	S50341-001	1
	<Needle hole: 1.6 ´ 7.3 mm>		
1-2	Needle plate set, 1.6RB –3	S51366-001	1
1-2-1	Needle plate assy, 1.6S-RB –3	S50319-001	1
1-2-2	Cutter holder	S50297-001	1
1-2-3	Positioning plate	S50341-001	1
	“For standing operation”		
2	Standing operation 2-pedal, #6	J80081-040	1
	<For 2 & 3-pedal>		
3	Harness,;S-OPE.	S47750-000	1
4	Standing operation 3-pedal, #40	J80380-040	1

Accessories (Option parts)

[Model LH4-B800E]



Ref. No.	Part name	Part code	Q'ty
100	Ruler assy	S50477-001	1
100-1	Ruler, A	S06139-001	1
100-2	Ruler, B	S06140-001	1
100-3	Screw, pan SM4.37 – 40 × 5	062680-512	2
100-4	Washer, plain M4.37	025680-232	2
100-5	Thread trimmer support	146000-001	1
100-6	Screw, pan SM3.57 – 40 × 4	062670-412	2
100-7	Washer	105161-003	2
100-8	Balancer	141620-001	1
100-9	Screw, SM4.37	101671-002	2
100-10	Washer, plain S 4.37	025680-132	2
100-11	Screw, SM4.37	S36522-001	2
120	Ruler assy, 800E	S50350-001	1
120-1	Ruler	S50476-001	1
120-2	Screw, SM4.37	S36522-001	2
120-3	Ruler spacer	S50351-001	1

Gauge parts list




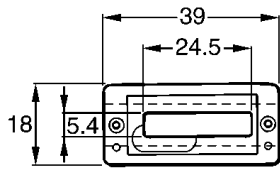
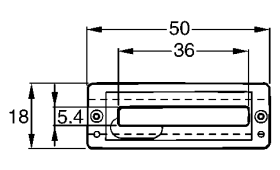
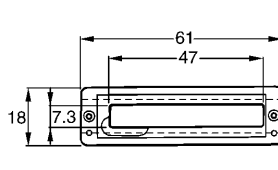


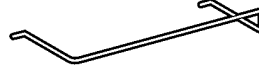
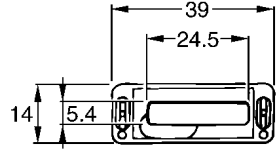
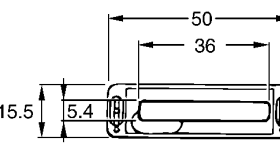
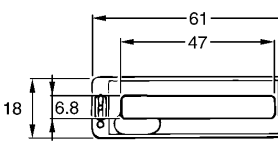
Cutter

[Model LH4-B800E]

<p>S51117-001</p> <p>1 / 4</p>	<p>S51290-001</p> <p>3 / 8</p>	<p>S51351-001</p> <p>7 / 16</p>	<p>S51352-001</p> <p>1 / 2</p>	<p>S51353-001</p> <p>9 / 16</p>	<p>S51354-001</p> <p>5 / 8</p>
<p>S51355-001</p> <p>11 / 16</p>	<p>S51356-001</p> <p>3 / 4</p>	<p>S25642-001</p> <p>13 / 16</p>	<p>S51357-001</p> <p>7 / 8</p>	<p>S51358-001</p> <p>1</p>	
<p>S51359-001</p> <p>29</p>		<p>S51360-001</p> <p>32</p>		<p>S01271-001</p> <p>3 / 8</p>	<p>S01272-001</p> <p>7 / 16</p>
<p>S01273-001</p> <p>1 / 2</p>	<p>S03280-001</p> <p>9 / 16</p>	<p>S01274-001</p> <p>5 / 8</p>	<p>S01275-001</p> <p>3 / 4</p>	<p>S01276-001</p> <p>7 / 8</p>	<p>S35630-001</p> <p>1</p>

Gauge parts list

[Model LH4-B800E]

< For "-2" >			
Work clamp assy, W / FG	S37101-002 (16 mm RS)	S37100-002 (25 mm RS)	S37109-002 (32 mm RS)
Work clamp assy	159764-102 (16 mm RS)	159765-102 (25 mm RS)	159766-102 (32 mm RS)
	159079-000	159080-000	159081-000
Finger guard			
	159761-002	159762-002	159763-002
Work clamp			
< For "-3" >			
Work clamp assy, W / FG	S37103-001 (16 mm)	S37102-001 (25 mm)	S37110-001 (32 mm)
Work clamp assy	S01466-101 (16 mm)	S01467-101 (25 mm)	S01468-101 (32 mm)
	159079-000	159080-000	159081-000
Finger guard			
	145136-001	144630-001	144632-001
Work clamp			

Gauge parts list

Needle plate

[Model LH4-B800E]

< For "-2" >		
S50663-001 (1.2 mm S)	S50664-001 (1.4 mm S)	S50665-001 (1.6 mm S)
< For "-3" >		
S51248-001 (1.2 mm)	S51249-001 (1.4 mm)	S51250-001 (1.6 mm)

For flat cutter

[Models LH4-B800E]

< For "-2" >	
Needle plate S50321-001 (1.2 mm S)	Plastic plate 151843-001
< For "-3" >	
Needle plate S50322-001 (1.2 mm S)	Plastic plate 156612-001