

LT2–B845 Mark II

Twin Needle Needle Feed Split Needle
Bar Lock Stitcher

Twin Needle Needle Feed Split Needle
Bar Lock Stitcher with Thread Trimmer



Specifications

	*-1C.-3	-5	-7
Application	For medium materials	For heavy materials	For extra heavy materials
Max. speed	3,000 rpm		
Max. stitch length	5 mm		
Needle bar stroke	33.4 mm		
Thread take-up stroke	56.8 mm (With thread trimmer : 52 mm)		
Height of Presser foot	Manual	7 mm	
	Knee	13 mm (With thread wiper : 10 mm)	
	Auto-presser bar lifter	Solenoid type : 8 mm, Air type : 10 mm	
Height of feed dog	1 mm		
Needle	DP×5 #11 – #22		DP×17 #22
Hook	Horizontal rotary hook (vertical axis)		
Needle feed mechanism	Standard		
Single needle stop device	Standard		

	-400	-700	-900.-900S
Thread trimmer	Scissors type (Solenoid)		
Thread wiper	Solenoid type		
Quick reverse	Solenoid type		
Automatic presser bar lifter	–	Air type	Solenoid type

bro rom
INDUSTRIAL MACHINES

Str. Fabrica de Glucoza 2-4, sector 2, Bucuresti, Romania
Tel./Fax: +01 2323.844, +01 232.969, +01 2323.87
www.brother.ro ww.brorom.ro mail:office@brother.ro
www.pieseschimb.masinidecusut.ro

LT2–B8450 Mark II

Twin Needle Needle Feed Split Needle
Bar Lock Stitcher with Ply Sensor



Specifications

	-903	-905	-907
Application	For medium materials	For heavy materials	For extra heavy materials
Max. speed	3,000 rpm		
Max. stitch length	5 mm		
Auto-presser bar lifter	8 mm		
Needle	DP×5 #14	DP×5 #22	DP×17 #22
Hook	Horizontal rotary hook (vertical axis)		
Thread trimmer	Scissors type (Solenoid)		
Thread wiper	Solenoid type		
Quick reverse	Solenoid type		
Automatic presser bar lifter	Solenoid type		

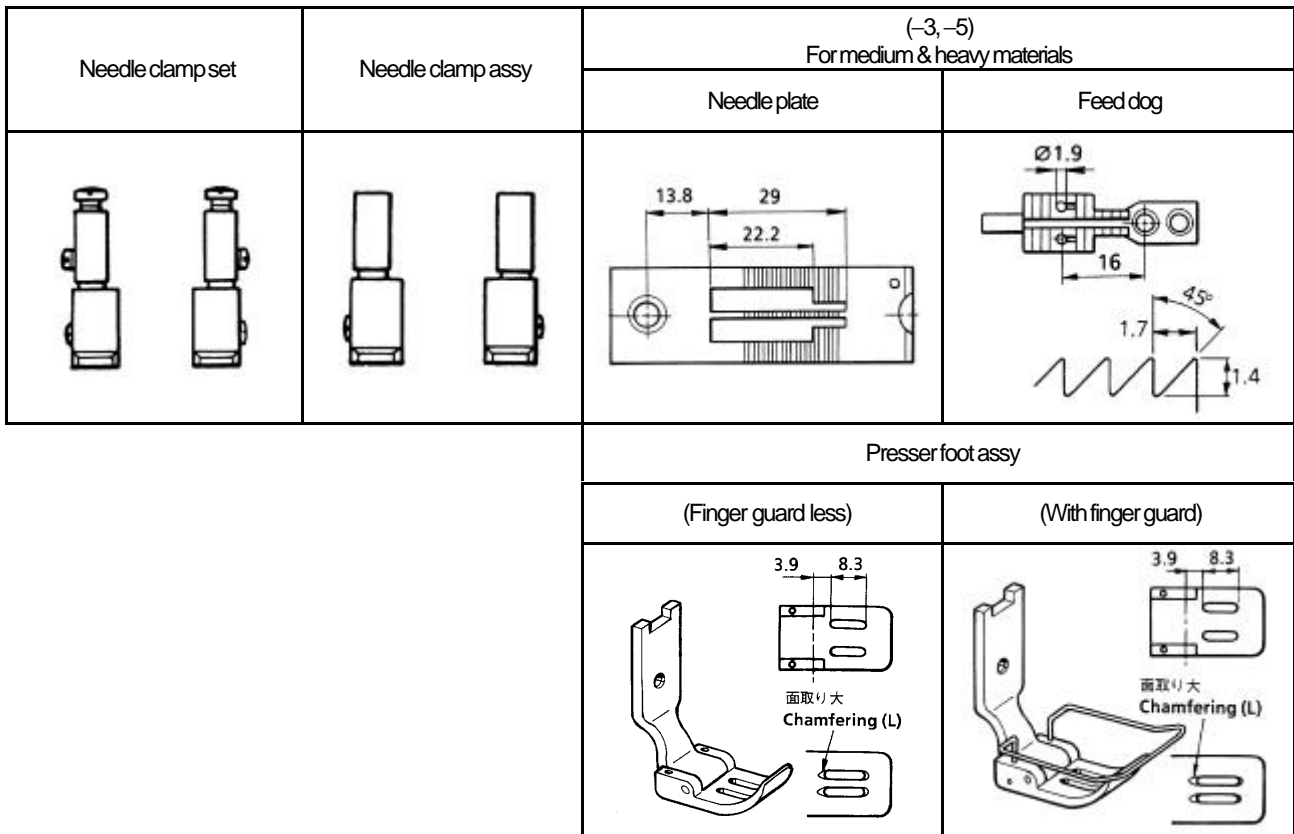
B845 Mark II (For Standard)

For normal

*A maximum stitch width specification of 5/8" (15.9 mm) is available.

*The ○ symbol is a presser foot assembly with finger guard.

Needle gauge (inch) (mm)	Needle clamp set	Needle clamp assy	For medium & heavy materials(-3, -5)		
			Needle plate	Feed dog	Presser foot assy
1/8 (3.2)	L:S15711-001 R:S15712-001	L:S15713-001 R:S15714-001	117369-001	114951-001	114948-001
5/32 (4.0)	L:S15717-001 R:S15718-001	L:S15719-001 R:S15720-001	150850-001	116509-001	116502-001
3/16 (4.8)	L:S15723-001 R:S15724-001	L:S15725-001 R:S15726-001	117133-001	112659-001	112638-001 S36546-001 ○
1/4 (6.4)	L:S15735-001 R:S15736-001	L:S15737-001 R:S15738-001	117367-001	112660-001	112642-001 S36548-001 ○
5/16 (7.9)	L:S15747-001 R:S15748-001	L:S15749-001 R:S15750-001	144882-001	112661-001	112645-001
3/8 (9.5)	L:S15753-001 R:S15754-001	L:S15755-001 R:S15756-001	144881-101	116510-101	116498-001
7/16 (11.1)	L:S15759-001 R:S15760-001	L:S15761-001 R:S15762-001	151596-001	151598-001	151597-101 ○
1/2 (12.7)	L:S15765-001 R:S15766-001	L:S15767-001 R:S15768-001	S09365-001	116511-001	116499-101 ○
5/8 (15.9)	L:S15771-001 R:S15772-001	L:S15773-001 R:S15774-001	159577-001	116512-001	116500-101 ○



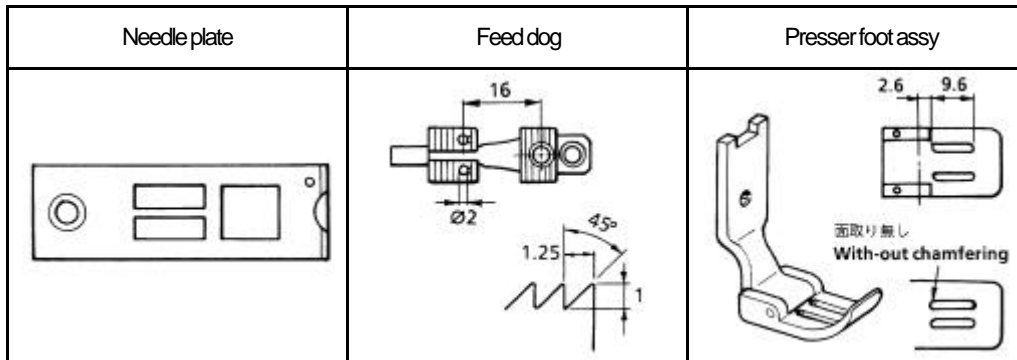
B845 Mark II (For Standard)

For sewing without material

*The needle plate, the feed dog and the presser foot assembly are different from normal parts.

*Use gauge components for sewing without material which have a maximum feed pitch of 4 mm or less.

Needle gauge (inch) (mm)	Needle clamp set	Needle clamp assy	Needle plate	Feed dog	Presser foot assy
3/16 (4.8)	L:S15723-001 R:S15724-001	L:S15725-001 R:S15726-001	S36010-101	S36011-101	S36012-001
1/4 (6.4)	L:S15735-001 R:S15736-001	L:S15737-001 R:S15738-001	S36025-001	S36024-001	S36022-001

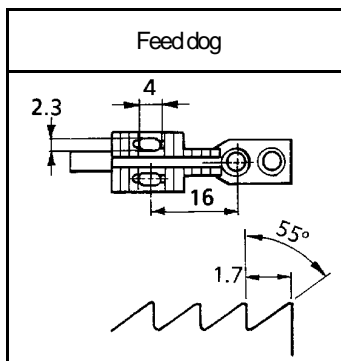


(-7) : For extra heavy materials

*The feed dog is different from normal parts.

*The ○ symbol is a presser foot assembly with finger guard.

Needle gauge (inch) (mm)	Needle clamp set	Needle clamp assy	Needle plate	Feed dog	Presser foot assy
1/8 (3.2)	L:S15711-001 R:S15712-001	L:S15713-001 R:S15714-001	117369-001	158430-001	114948-001
3/16 (4.8)	L:S15723-001 R:S15724-001	L:S15725-001 R:S15726-001	117133-001	S13588-001	112638-001 S36546-001 ○
1/4 (6.4)	L:S15735-001 R:S15736-001	L:S15737-001 R:S15738-001	117367-001	153882-001	112642-001 S36548-001 ○
3/8 (9.5)	L:S15753-001 R:S15754-001	L:S15755-001 R:S15756-001	144881-101	153887-001	116498-001
1/2 (12.7)	L:S15765-001 R:S15766-001	L:S15767-001 R:S15768-001	S09365-001	153892-001	116499-101 ○
5/8 (15.9)	L:S15771-001 R:S15772-001	L:S15773-001 R:S15774-001	159577-001	153897-001	116500-101 ○



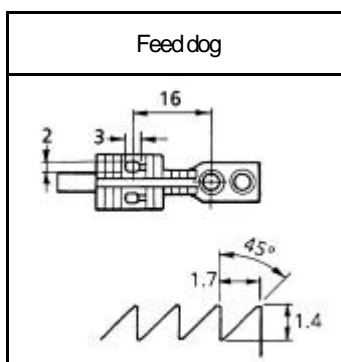
(-6) : For heavy materials

*-6 (for heavy materials) is a specification between -5 (for heavy materials) and -7 (for extra heavy materials).

*The feed dog is different from normal parts.

*The ○ symbol is a presser foot assembly with finger guard.

Needle gauge (inch) (mm)	Needle clamp set	Needle clamp assy	Needle plate	Feed dog	Presser foot assy
3/16 (4.8)	L:S15723-001 R:S15724-001	L:S15725-001 R:S15726-001	117133-001	S21149-001	112638-001 S36546-001 ○
1/4 (6.4)	L:S15735-001 R:S15736-001	L:S15737-001 R:S15738-001	117367-001	S21150-001	112642-001 S36548-001 ○

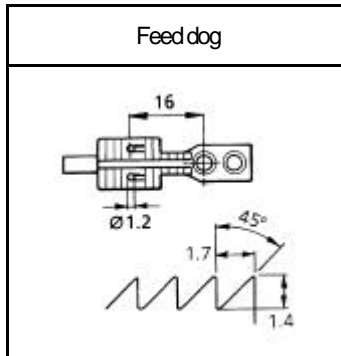


(-1) : For light materials

*The feed dog is different from normal parts.

*The ○ symbol is a presser foot assembly with finger guard.

Needle gauge (inch) (mm)	Needle clamp set	Needle clamp assy	Needle plate	Feed dog	Presser foot assy
1/8 (3.2)	L:S15711-001 R:S15712-001	L:S15713-001 R:S15714-001	117369-001	S07880-001	114948-001
3/16 (4.8)	L:S15723-001 R:S15724-001	L:S15725-001 R:S15726-001	117133-001	S07878-001	112638-001 S36546-001 ○
1/4 (6.4)	L:S15735-001 R:S15736-001	L:S15737-001 R:S15738-001	117367-001	S07879-001	112642-001 S36548-001 ○

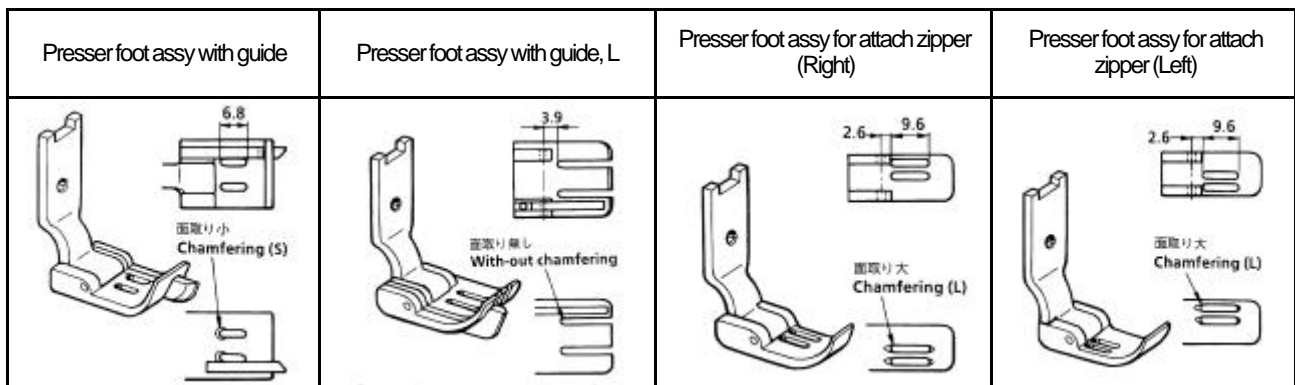


Option parts

*The presser foot assembly is different from normal parts.

*The presser foot assembly with guide should be used with a maximum feed pitch of 4mm or less.

Name of parts	Needle gauge (inch) (mm)	Presser foot assy
Presser foot assy with guide	1/8 (3.2)	149311-001
	3/16 (4.8)	117281-001
	1/4 (6.4)	149312-001
Presser foot assy with guide, L	5/16 (7.9)	S13735-001
Presser foot assy for attach zipper (Right)	1/8 (3.2)	S14080-001
Presser foot assy for attach zipper (Left)	1/8 (3.2)	S33459-001



B845 Mark II (For Thread trimmer)

For normal

*A maximum stitch width specification of 5/8" (15.9 mm) is available.

*The ○ symbol is a presser foot assembly with finger guard.

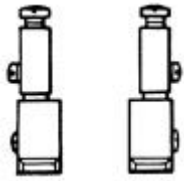
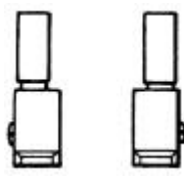
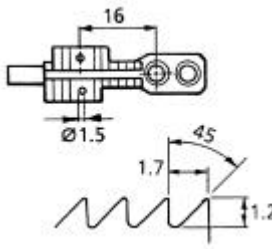
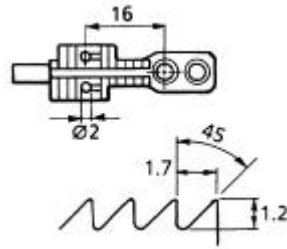
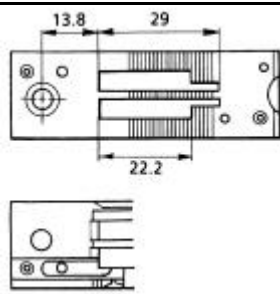

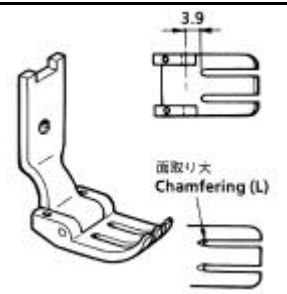

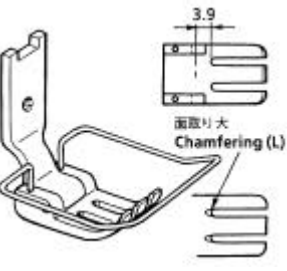
*The thread trimming fixed knife (part No. S07527-001) and the installation screw (part No. 148539-101) are not provided with the needle plate, so they must be ordered separately if required.

*In case of using the gauge set (2 / 32"), use needle size DB × 1(#7 - #18).

Needle gauge (inch) (mm)	Needle clamp set	Needle clamp assy	Needle plate			Feed dog		Presser foot assy	
			(-3,-5) For medium & heavy materials	(-3) For medium materials	(-5) For heavy materials	(-3) For medium materials	(-5) For heavy materials		
*3/32 (2.4)	L:S15705-001 R:S15706-001	L:S15707-001 R:S15708-001	159398-001		148697-001		148679-001		
1/8 (3.2)	L:S15711-001 R:S15712-001	L:S15713-001 R:S15714-001	155722-001	148698-001	148699-001	148685-001 S36550-001 ○	148681-001 S36522-001 ○		
5/32 (4.0)	L:S15717-001 R:S15718-001	L:S15719-001 R:S15720-001	155724-001	148700-001	148701-001	148689-001	148683-001		
3/16 (4.8)	L:S15723-001 R:S15724-001	L:S15725-001 R:S15726-001	155851-001	148702-001	148703-001	148687-001 S36554-001 ○	148691-001 S36556-001 ○		
7/32 (5.6)	L:S15729-001 R:S15730-001	L:S15731-001 R:S15732-001	156816-001	156818-001		156819-001			
1/4 (6.4)	L:S15735-001 R:S15736-001	L:S15737-001 R:S15738-001	155853-001	148704-001	148705-001	148693-001 S36558-001 ○	148695-001 S36560-001 ○		
9/32 (7.1)	L:S15741-001 R:S15742-001	L:S15743-001 R:S15744-001	S14530-001	S14532-001	S14533-001	S14534-001	S14536-001		
5/16 (7.9)	L:S15747-001 R:S15748-001	L:S15749-001 R:S15750-001	155855-001	149692-001	149691-001	149689-001	149687-001		
3/8 (9.5)	L:S15753-001 R:S15754-001	L:S15755-001 R:S15756-001	155857-001	149939-001	149938-001	149942-001	149940-001		
7/16 (11.1)	L:S15759-001 R:S15760-001	L:S15761-001 R:S15762-001	S01644-001	S01646-001		S01641-101 ○			
1/2 (12.7)	L:S15765-001 R:S15766-001	L:S15767-001 R:S15768-001	149677-001	149676-001	149675-001	149673-101 ○	149671-101 ○		
5/8 (15.9)	L:S15771-001 R:S15772-001	L:S15773-001 R:S15774-001	149954-001	149949-001	149948-001	149952-101 ○	149950-101 ○		

B845 Mark II (For Thread trimmer)

For normal

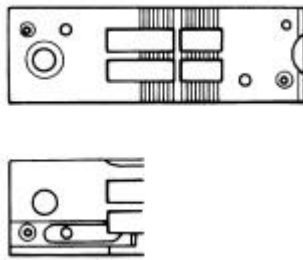
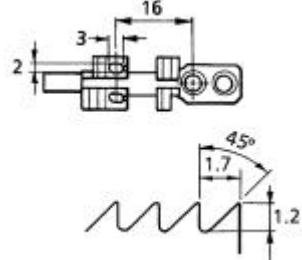

Needle clamp set	Needle clamp assy	Feed dog	
		(-3) For medium materials	(-5) For heavy materials
			
Needle plate		Presser foot assy	
(–3, –5) For medium & heavy materials		(-3) For medium materials	(-5) For heavy materials
			
			

For sewing without material

*The needle plate, the feed dog and the presser foot assembly are different from normal parts.

*Use gauge components for sewing without material which have a maximum feed pitch of 4 mm or less.

Needle gauge (inch) (mm)	Needle clamp set	Needle clamp assy	Needle plate	Feed dog	Presser foot assy
3/16 (4.8)	L:S15723-001 R:S15724-001	L:S15725-001 R:S15726-001	S20901-001	S20905-001	S20903-001
1/4 (6.4)	L:S15735-001 R:S15736-001	L:S15737-001 R:S15738-001	S10507-001	S10509-101	S10510-001

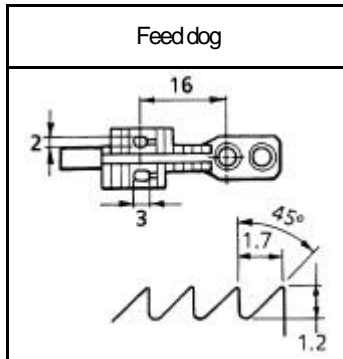
Needle plate	Feed dog	Presser foot assy
		

(-7) : For extra heavy materials

*The feed dog is different from normal parts.

*The O symbol is a presser foot assembly with finger guard.

Needle gauge (inch) (mm)	Needle clamp set	Needle clamp assy	Needle plate	Feed dog	Presser foot assy
3/16 (4.8)	L:S15723-001 R:S15724-001	L:S15725-001 R:S15726-001	155851-001	S07905-001	148691-001 S36556-001 O
1/4 (6.4)	L:S15735-001 R:S15736-001	L:S15737-001 R:S15738-001	155853-001	158756-001	148695-001 S36560-001 O



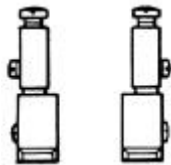
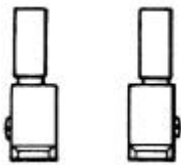
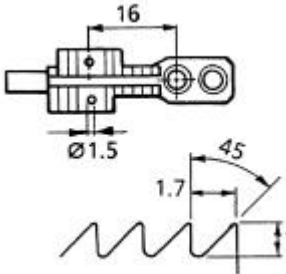
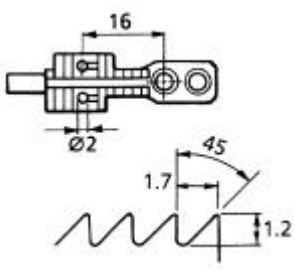
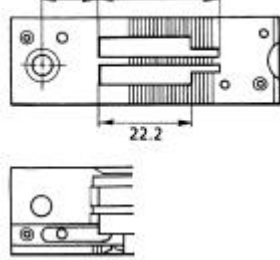



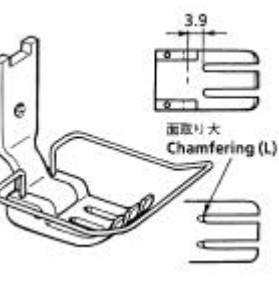
B8450 Mark II (With ply sensor and thread trimmer)

For normal

*The thread trimming fixed knife (part No. S07527-001) and the installation screw (part No. 148539-101) are not provided with the needle plate, so they must be ordered separately if required.

*The ○ symbol is a presser foot assembly with finger guard.

Needle gauge (inch) (mm)	Needle clamp set	Needle clamp assy	Needle plate	Feed dog		Presser foot assy	
			(-3,-5) For medium & heavy materials	(-3) For medium materials	(-5) For heavy materials	(-3) For medium & materials	(-5) For heavy materials
5/32 (4.0)	L:S15717-001 R:S15718-001	L:S15719-001 R:S15720-001	S13512-101	148700-001	148701-001	148689-001	148683-001
3/16 (4.8)	L:S15723-001 R:S15724-001	L:S15725-001 R:S15726-001	S13514-101	148702-001	148703-001	148687-001 S36554-001 ○	148691-001 S36556-001 ○
1/4 (6.4)	L:S15735-001 R:S15736-001	L:S15737-001 R:S15738-001	S13510-101	148704-001	148705-001	148693-001 S36558-001 ○	148695-001 S36560-001 ○
5/16 (7.9)	L:S15747-001 R:S15748-001	L:S15749-001 R:S15750-001	S13516-101	149692-001	149691-001	149689-001	149687-001
3/8 (9.5)	L:S15753-001 R:S15754-001	L:S15755-001 R:S15756-001	S13518-101	149939-001	149938-001	149942-001	149940-001

Needle clamp set	Needle clamp assy	Feed dog	
		(-3) For medium materials	(-5) For heavy materials
			
Needle plate		Presser foot assy	
(-3, -5) For medium & heavy materials		(-3) For medium materials	(-5) For heavy materials
			
			

B8450 Mark II (With ply sensor and thread trimmer)

(-6) : For heavy materials

*-6 (for heavy materials) is a specification between -5 (for heavy materials) and -7 (for extra heavy materials).

*The feed dog is different from normal parts.

*The O symbol is a presser foot assembly with finger guard.

Needle gauge (inch) (mm)	Needle clamp set	Needle clamp assy	Needle plate	Feed dog	Presser foot assy
3/16 (4.8)	L:S15723-001 R:S15724-001	L:S15725-001 R:S15726-001	S13514-101	S07905-001	148691-001 S36556-001 O
1/4 (6.4)	L:S15735-001 R:S15736-001	L:S15737-001 R:S15738-001	S13510-101	158756-001	148695-001 S36560-001 O

